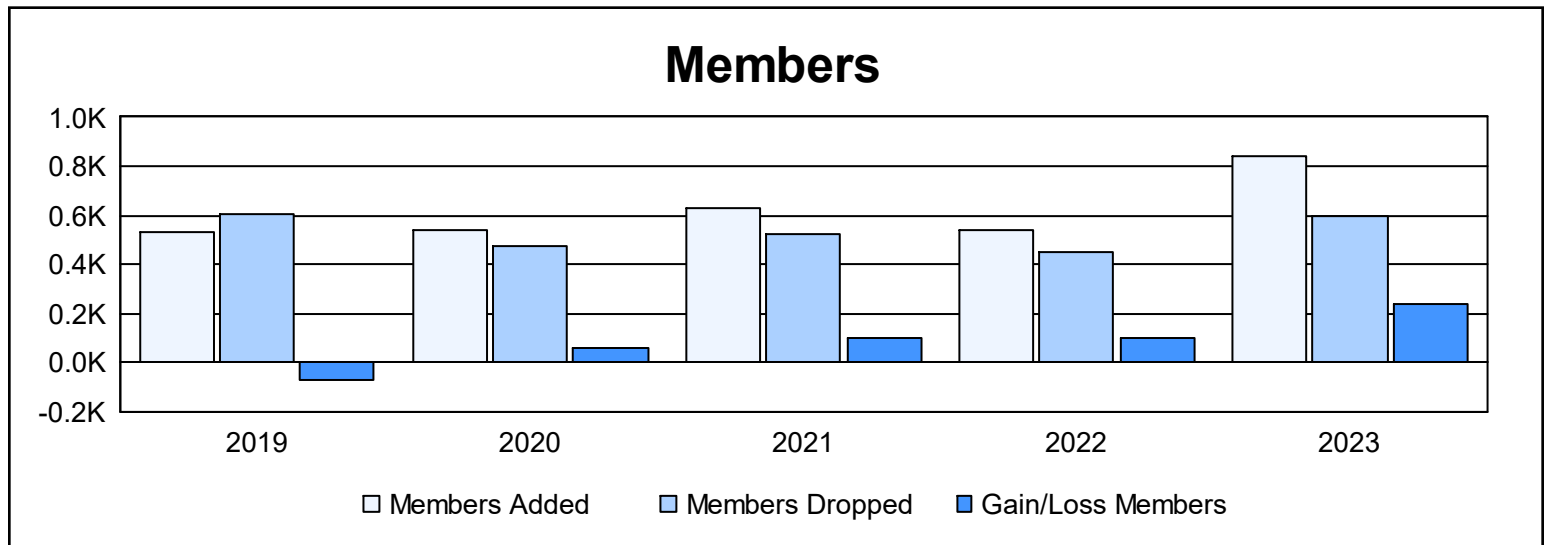
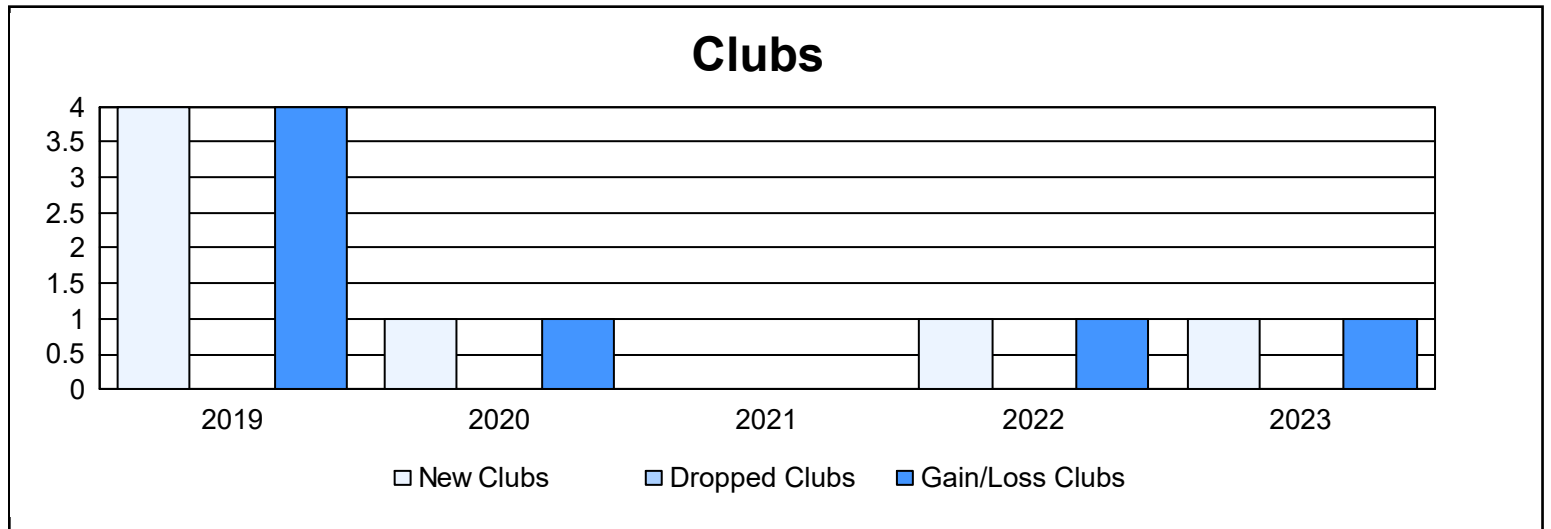
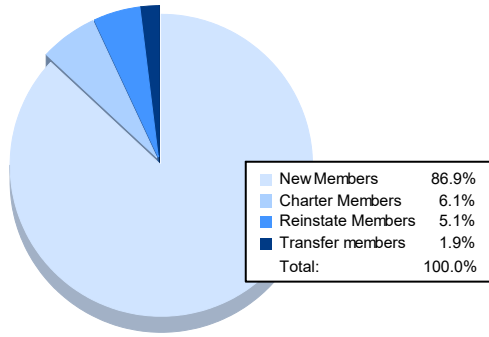


| Year | New Clubs | Dropped Clubs | Gain/ Loss Clubs | New Members | Charter Members | Reinstate Members | Transfer Members | Total Member Added | Total Members Dropped | Gain/ Loss Members |
|----------------|-----------|---------------|------------------|-------------|-----------------|-------------------|------------------|--------------------|-----------------------|--------------------|
| 2018-2019 | 4 | 0 | 4 | 355 | 135 | 30 | 15 | 535 | 604 | -69 |
| 2019-2020 | 1 | 0 | 1 | 433 | 47 | 45 | 15 | 540 | 478 | 62 |
| 2020-2021 | 0 | 0 | 0 | 573 | 5 | 41 | 11 | 630 | 527 | 103 |
| 2021-2022 | 1 | 0 | 1 | 450 | 41 | 32 | 20 | 543 | 447 | 96 |
| 2022-2023 | 1 | 0 | 1 | 727 | 51 | 43 | 16 | 837 | 598 | 239 |
| Average | 1 | 0 | 1 | 508 | 56 | 38 | 15 | 617 | 531 | 86 |



Membership Composition June 2023 Cumulative



Gender Composition June 2023 Cumulative

